



EDITION 4:
SPRING 2021

Inspired to Write @ BERRY HILL



A celebration of writing

Contents

| | |
|---------------------------|-------|
| Welcome | 1 |
| PTFA book wishlist | 2 |
| Poets' corner | 3-4 |
| Young authors | 5-8 |
| Inspired to read | 9-10 |
| Reception (classes 2 & 3) | 11-12 |
| Year 1 (classes 4 & 5) | 13-18 |
| Year 2 (classes 6 & 7) | 19-22 |
| Year 3 (classes 8 & 9) | 23-27 |
| Year 4 (classes 10 & 11) | 28-32 |
| Year 5 (classes 12 & 13) | 33-38 |
| Year 6 (classes 14 & 15) | 39-42 |
| Next edition | 43-44 |

Welcome

Welcome to the latest edition of *Inspired to Write @ Berry Hill*. I am so excited about the work that has been produced by the children this half term. As always, it is a privilege to read their super writing!

This half term, the children have worked on non-fiction and poetry units, which have inspired some excellent writing. There are also some fabulous pieces of writing from our cross-curricular projects. All the children who have been selected by their teachers to feature on the class pages should be incredibly proud of themselves!

This edition contains a feature on the book wishlist scheme that has been launched by the PTFA. Take a look at the joy your kind donations are already bringing to our young readers!

I hope you thoroughly enjoy reading the work collected for this edition, and that even more children are inspired to write for the next edition!


Happy reading,

Mrs Stirling-Wood

A celebration of writing



The book wishlist



This half term, the PTFA have launched a book wishlist scheme in association with The Barrister in Wonderland bookshop, and already we are seeing new and exciting books coming into classrooms!

Thank you to everyone who has already kindly donated towards this scheme. The children were extremely excited to receive the new books for their classroom libraries!

If you would like to donate a book to school, or make a donation towards a book, we would be most grateful!

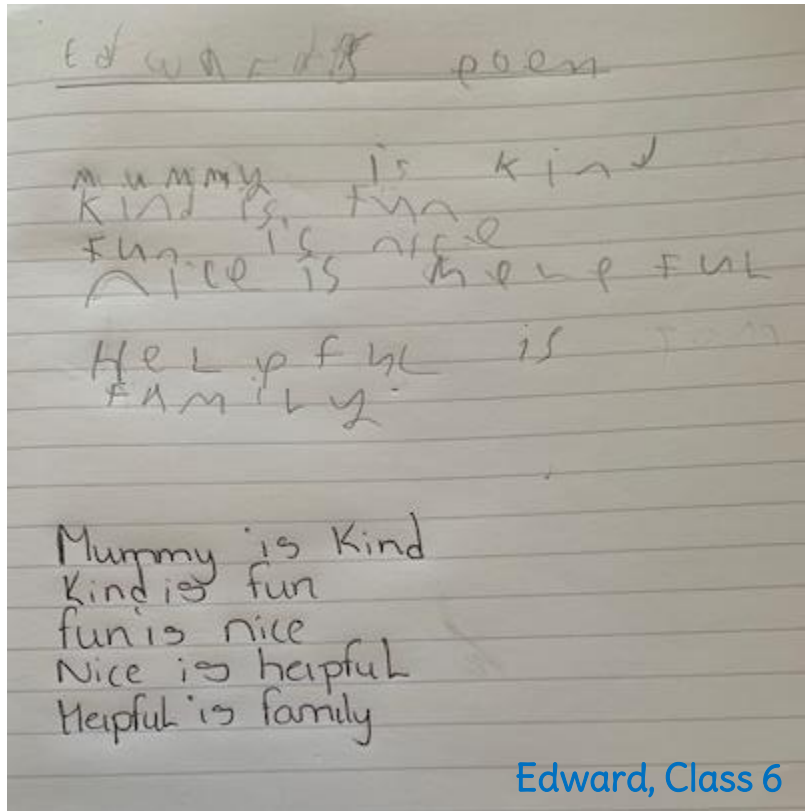
Thank
you!

To take part, please visit <https://wonderlandbooks.hop.co.uk/berry-hill-primary-school-wishlist/> or scan the QR code.



A celebration of writing

Poets' Corner




Edward, Class 6

Inspired to write poem

Lockdown is hard but safe and happy with my family
 We all stay at home
 Working on our own
 We are safe
 Even though people debate what is the right thing to do
 We can play with toys with some boys very soon
 We can do baking and play outside now
 Reading every night
 We never fight
 Enjoy the fresh air
 And we can share the fresh air

Isabel, class 10



A celebration of writing

Poets' Corner

Things to look forward to

The things I'm looking forward to
When covid time is through
Are travelling to places far and wide
Like the beach, theme park or zoo

I'll ride the teacups at Disneyland
And quack with Donald Duck
Watch the castle fireworks from the bandstand
Fireworks exploding magically while I look

I'll have parties with all my friends
Eating cakes, sweets and ice cream
We'll dance like the music never ends
While we laugh, mess around and scream

I'll go to the cinema and theatre too
And watch all my favourite shows
I'll watch in amazement as I see something new
And clap along to the songs that I know

I'll spend time with all my family together
Having parties and family days' out
It feels like it has been forever
Since we've been able to just hang about

I'll play my guitar in my music showcase
And go swimming at the pool
When the virus is gone from every place
And everyone can go back to school.

Max, class 10

I've got a sofa and a four leafed clover
How lucky am I
I've got a pencil case
And on my TV I watch The Chase
How lucky am I
We've got a car and it can travel far
I've got a shower
And I've seen a tower
I've got a bath where I can laugh
How lucky am I
How lucky am I

Jude, class 10





Young authors

The Mystery of the Missing Easter Bunny

Amy woke up with a huge yawn. Her room was dimly lit, and the sun was just navigating its way around the curtain.

Surprisingly, it was a few minutes later when she realised what day it actually was: Easter Sunday.

Amy hopped out of bed, slipped on her dressing gown and slippers (they were pink, bunny rabbit slippers she had had the Easter before) and skipped downstairs.

Her Mum and Dad were sat in the lounge drinking tea. Normally, on Easter Sunday, the room would be packed with chocolate eggs. But this time? Not one.

"Where are the eggs Mum?"

"I don't know darling, it would appear the Easter Bunny has gone on strike," said Dad, taking a sip of tea.

"Why don't we see, Amy, if he has delivered the usual egg hunt outside?" asked Mum, stroking my hair.

After Amy was ready, they looked all across the garden, but, no eggs could be found.

Amy sighed, "It's not all about the chocolate anyway, it's about more important things; new beginnings, looking forward to spring, spending time with family."

So, Amy and her family spent Easter Sunday playing competitive games, watching thrilling movies, and having fun outside.

At about 5 o'clock, halfway through Frozen 2, Amy heard a high-pitch, tiny squeak. Her Mum had heard it too. Dad was asleep and snoring incredibly loudly!

"It's a bunny, there, on the patio!" exclaimed Amy.

The bunny looked slightly dozy and was stuffing his face with chocolate. He looked dozy as he had almost worked his way through the eggs of all the children up and down the country, (Amy will never know this however).

Mum and Amy came to the conclusion to take the fluffy rabbit inside and give it a bath as its once grey fur was turning brown from melted chocolate.

They kept him for a while he seemed to get on *very* well with Amy...

...and they would set him free when the next Easter came.



Sophia, Class 14



Young authors

A Guilty, Lucky Girl

Lila was a very lucky girl. She got whatever she wished for! For example, one day Lila came home from school, her brother George was watching TV. Lila asked him politely, "Can I watch the TV please?" Of course, he yelled back "NO!" Her mum heard him. "Let Lila watch the TV!" shouted her mum. "But she always gets to watch it!" replied George. "Because she behaves herself". GRRR roared George as he walked away angrily to his room. Lila switched on her favourite cartoon. Lila always gets to do what she wants by just saying 'please'. One time at school, she nearly reached the ceiling because of how desperate she was to hand out the Maths books, but it was Sam's turn. Sam collected the books. "Lila, put your hand down. It's Sam's turn – you handed them out yesterday," said the teacher aggressively, but politely at the same time. "But please?" squeaked Lila. The teacher couldn't resist her puppy eyes. "Fine. Sam, put the books down. You can do it tomorrow." GRRR roared Sam as he sat back down. "Yippee!" shrieked Lila. Today, Lila was heading to the shops, not a grocery store, but a clothes store. Lila got dressed and brushed her hair on the way to the clothes store. At the store, Lila saw a girl wearing shoes with wheels. "Mummy, I want those!" "But they're so expensive!" "They're only £20! Please?" "Fine!" replied mum. She got exactly what she wanted. GRRR roared her mum as she walked out of the store. Her mum started to realise, Lila is quite unfair. She gets whatever she wants but only ruins people's day for it. George didn't get to watch TV, Sam didn't get to hand out the books and mum hadn't been able to save up for that new car. And, Lila's best friend was throwing a party for her birthday. Lila wouldn't go because she had promised to watch her dog, Alfie, while her parents were out shopping. "Please may I go?" asked Lila desperately. "No." replied her mum. Lila gasped. She had never heard a 'no' after a 'please'. It was too late to say anything as her mum was already in the car. Lila felt ashamed, in fact, guilty. She realised what she did. When her parents returned, she said sorry. Her parents were happy she realised and she gave her shoes back to that shop for the money back. She pretended they were too small for her. Back at home, she let George watch TV all day. At school Sam was going to pass the books out since he didn't get the chance. Lila lifted her hand, "Oh, no!" Sam thought. "Yes?" asked the teacher. "I'm sorry I was so desperate to hand the books out. May Sam get two goes to hand them out like I did so it can be fair and square?" "Of course!" smiled the teacher. Sam smiled too, and so did her family.

Kristina, class 10

A celebration of writing



Young authors

Detective Harry & the stolen Hamster



Once upon a time there was a little boy called Coco, Coco lived with his hamster Pete. One day Coco came home from a long day at school and when he went up to his room to feed him best friend Pete the hamster, he was gone!!!

Coco was upset so he called Detective Harry to solve the mystery. The very same day, detective Harry turned up at the scene of the crime. He came with his parrot and partner in crime solving, Bob. Bob was no ordinary parrot, Bob was also a detective and a master of disguise.

When Harry and Bob arrived they got out their magnifying glasses to look around Pete's cage and Coco's bedroom for clues. They found a clue that would lead them to the wardrobe. Inside the wardrobe as a secret portal that had been put there by the evil genius Razor. Razor was a super villain and his super power was he was super strong, as strong as 6,000 men. Razor however had a weakness, his weakness was goats. Knowing this, Harry and Bob called their friend Grant the goat to come and help them. So they walked into the portal and where they found Razor and Grant butted him over the edge in to the water and Razor couldn't swim because his arms were too big, they said to Razor "if you promise to give us back the hamster we will get you out". Razor agreed and gave them Pete back, they returned him to Coco and they all lived happily ever after!!!!

Bella, Class 7



Young authors

Global warming

It's been seven days since global warming hit. It destroyed the Earth into pieces. We had to evacuate into an emergency space shuttle provided by the military.

Seven days ago

"Mom, do I have to go to school?"

"Yes dear, you need to get your bag it's time to go."

"But mom..."

"No buts!"


"Okay..." Suddenly, the ground started to shake. A huge volcano came out of the ground but it erupted ice. The boy and his mother ran out of the house to see it get destroyed. They started to panic but the boy saw on a poster there was an emergency space shuttle. They got in the car as the building was getting destroyed. All of a sudden the gas went on the car. They got out of the car and ran but in the distance the emergency space shuttle was just there. They found there was only one space left. The mother chose her child to go on instead of herself.

Here I am. I'm that boy.

The crew found a survivor... it was my mom.

Archie, class 14

A celebration of writing



Evie and the Animals

Book Review

Author: Matt Haig

Pages: 256

In this story it was about a girl called Evie. Her mum died by a poisonous dark frog so she lived with her dad. Evie had a talent not singing or dancing. It was talking to animals. A man called Mortimer J mortimer he wanted Evie's talent. He can control animals and he basically killed Evie's mum but in the end he got defeated by Evie and her dad.

I like this book because it is very adventurous and very interesting. I also like it because it is about a girl who likes animals like tigers but most people don't.

I don't like how mortimer controlled animals in a bad way to hurt people.

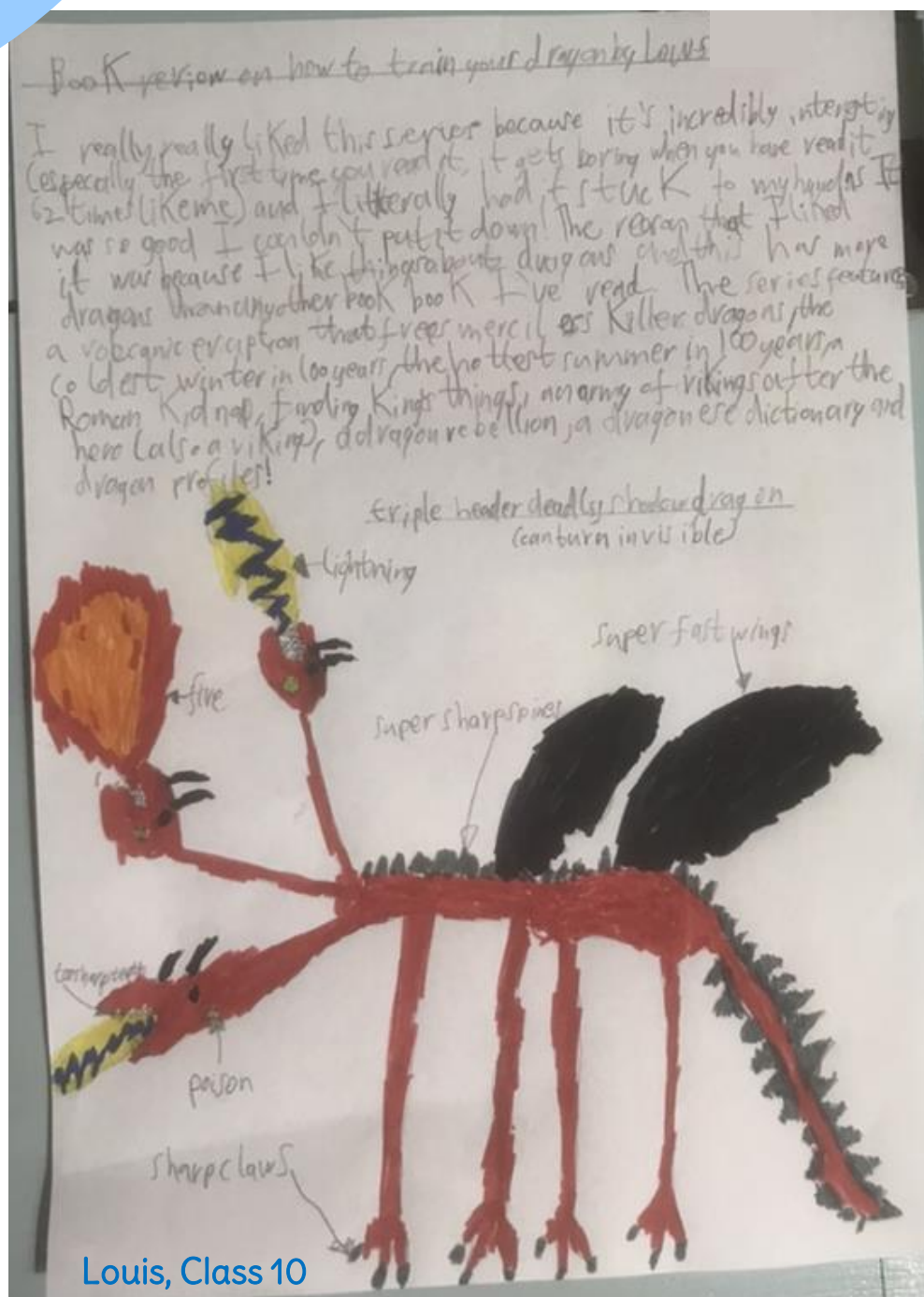



Rating: ★ ★ ★ ★ ★

Review by: Isabel

Isabel, Class 10

A celebration of writing

Inspired to read




A celebration of writing

EYES


Inspired to Write

This half term, we have been looking at a range of non-fiction text about space and the Moon landing.


Abigail, Class 2



can you see
the rocks from
the moon?



Saliha, Class 2



what is a countdown for the rocket
when did you get to the moon to put
why did you take a pick up and a shoe

The children have written questions that they would like to ask an astronaut. What excellent questions! I wonder what the astronaut would say?

Inspired to Write

@ BERRY HILL




EYES

Inspired to Write

This half term, we have been looking at a range of non-fiction text about space and the Moon landing.

Sophia, Class 3




what is it like at the Moon?
when do stars land?
why does the sun reflect?
how does the sun shine?

The children have written questions that they would like to ask an astronaut. What excellent questions! I wonder what the astronaut would say?



Rio, Class 3



Rio
How does the sun make?
How does the sun move?
How does the sun make?
How does the sun make?





Inspired to Write

@ BERRY HILL



class 4

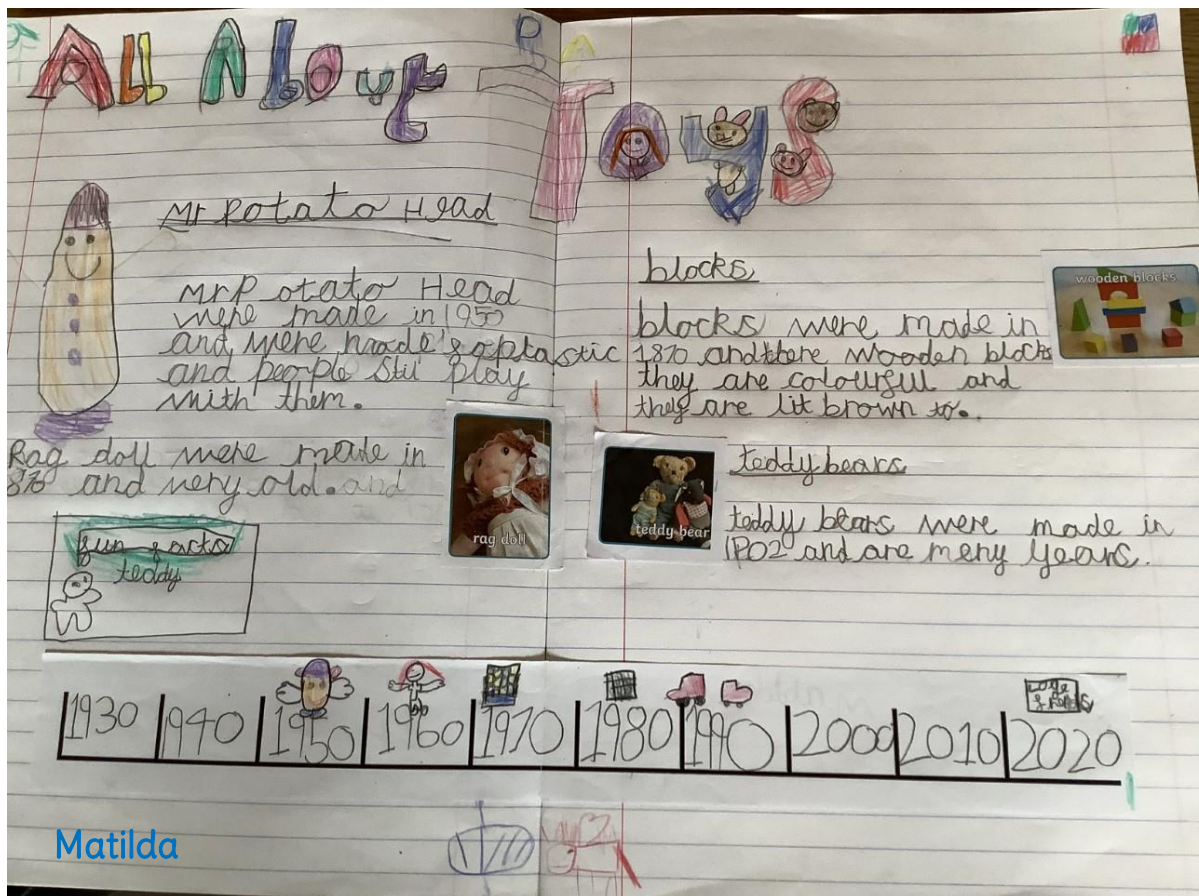
Inspired to write



We read The Naughty Bus then looked at non-fiction texts about Toys. The children really enjoyed finding out about when toys were made and what they were made of.

We also looked at how non-fiction books (Start up history: toys) were set out with headings, pictures and photographs.

Everyone was really proud of their information pages and commented on how much they enjoyed creating them.



Inspired to write

@ BERRY HILL



class 4

Inspired to Write

All About Toys

Wubbles
Wubbles are made of wood or metal. Wubbles are made in the 1950s.

Model robot
This robot is made from tin. Robots are made in the 1950s.

Teddy bears
This teddy bear is made from wood and plastic. It is very fluffy and very smooth. Made in about 17th century.

Pippa
All about teddy bears. Teddy bears are made in the 1902. They are made from wool and there are some toys made of cardboard.

Timeline: 1930, 1940, 1950, 1960, 1970, 1980, 1990, 2000, 2010, 2020. Toys: Wubbles, Model robot, Teddy bear, Pippa.

All About Toys

Legos
Legos were made in 1960. Legos were made out of plastic. You can make things with legos. With legos you can stack them up. There are pieces of legos in there.

Wooden blocks
Wooden blocks were made in 1900. With wooden blocks you can build. With wooden blocks you can stack them up and play with them.

Rag doll
Rag dolls were made in 1330. With rag dolls you can do a puppet show. With rag dolls you can put your hand in there.

Rubik's cube
Rubik's cube was made in 1974. With Rubik's cube you have to twist the sides and match them up.

John F. Kennedy
John F. Kennedy was made in 1902. Theodore Roosevelt.

Timeline: 1930, 1940, 1950, 1960, 1970, 1980, 1990, 2000, 2010, 2020. Toys: Legos, Wooden blocks, Rag doll, Rubik's cube, John F. Kennedy.

Inspired to Write


@ BERRY HILL




class 4


Inspired to write

All About Toys

Rocking Horses:
 Rocking horses were made from wood. Rocking horses were made in the early 18th century.

Teddy bears:
 Teddy bears were made in the 1902. They were soft and cuddly.


Sindy: She was made in the 1960s. She was made out of plastic. She has clothes.


Wooden blocks:
 Wooden blocks were made in the 1900. You can build things and they have numbers and numbers.

Prudence


1930 1940 1950 1960 1970 1980 1990 2000 2010 2020


All About Toys

Robot dog:
 This is made from metal and is a robot dog. It is from 2000.

Spinning top:
 The spinning top was made in 1870.

The robots were made off metal and there are sharp.

Mr Wolf
 The metal train was on tracks. It is made off metal and the track is metal.

Mr Bear
 The pull toys was in 1000 years ago.

William

1930 1940 1950 1960 1970 1980 1990 2000 2010 2020



Inspired to write

@ BERRY HILL



class 5

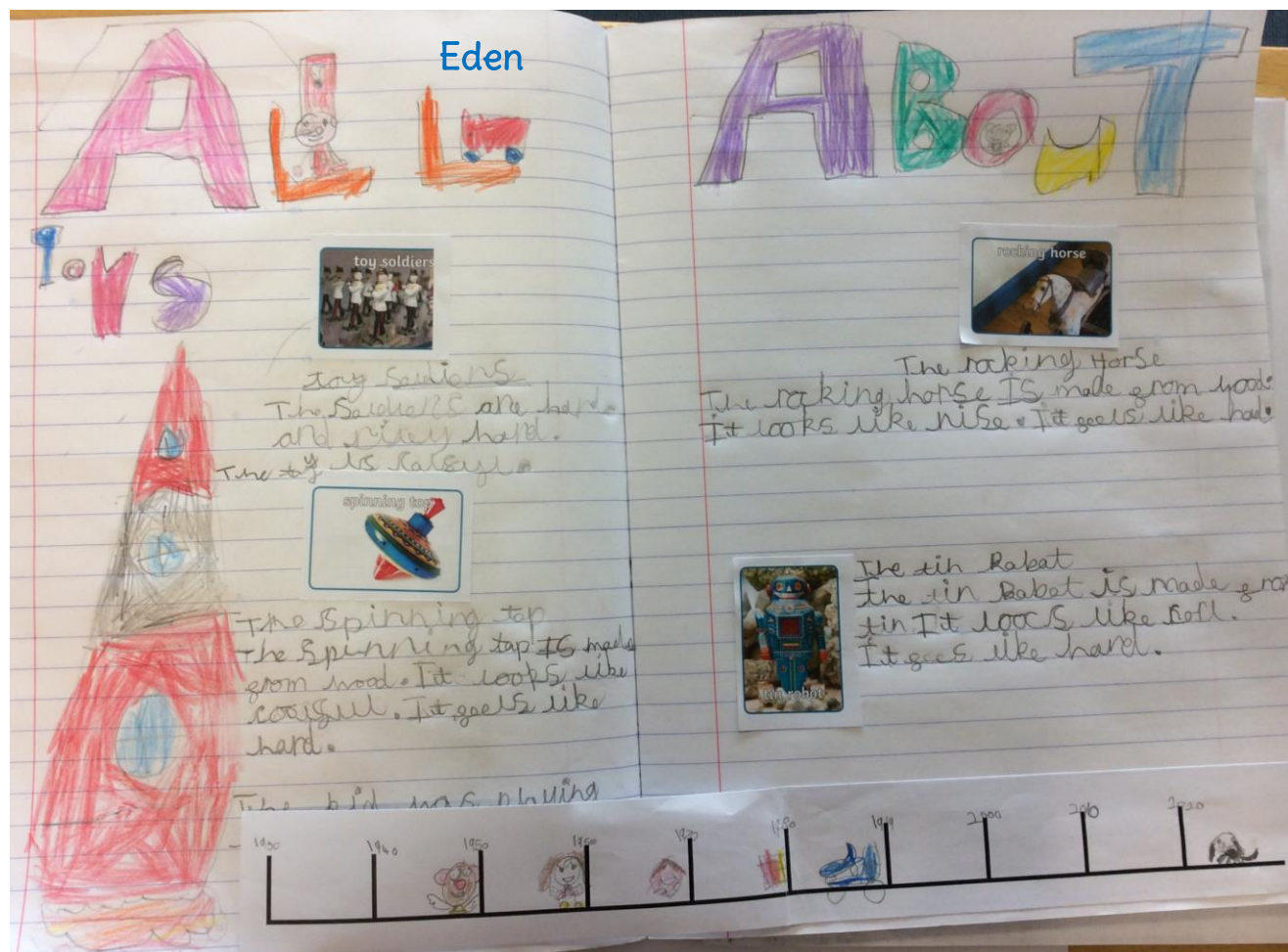
Inspired to write



We read The Naughty Bus then looked at non-fiction texts about Toys. The children really enjoyed finding out about when toys were made and what they were made of.

We also looked at how non-fiction books (Start up history: toys) were set out with headings, pictures and photographs.

Everyone was really proud of their information pages and commented on how much they enjoyed creating them.



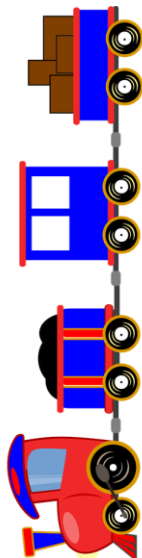
Inspired to write

@ BERRY HILL



class 5

Inspired to Write



Teya

All about TOYS

Teddy Bear
The teddy bear is soft.
The teddy bear is made from fabric.
The teddy bear feels fluffy.

Rocking horse
The rocking horse is hard.
The rocking horse is made from wood.
The rocking horse feels hard.

Toy train
The toy train is hard.
The toy train is made from wood.
The toy train is loud.

Rag doll
The rag doll is soft.
The rag doll is made from fabric.
The doll is soft.

Timeline: 1930, 1940, 1950, 1960, 1970, 1980, 1990, 2000, 2010, 2020

Annalise

All about TOYS

Robot
The robot is made from metal.
They are a key at the boat.


Wooden blocks
The wooden blocks are made from wood.
The blocks are colorful.
The blocks are smooth.

Toy soldiers
The toy soldiers are made from metal.
The toy soldiers are smart and red.
They feel hard and smooth.

Spinning top
The spinning top is made from plastic.
It has paths on it.
It feels smooth.

Fun Fact
Some toys are old.
Some toys are new.

Timeline: 1930, 1940, 1950, 1960, 1970, 1980, 1990, 2000, 2010, 2020



Inspired to Write

@ BERRY HILL



class 5

Inspired to write

ALL ABOUT TOYS

Teddy Bear



Teddy are made from fabric.
Teddy are soft.
Teddy are everywhere.

Rosie



Rocking Horse
Rocking Horse are hard but the hair was shaggy.
The rocking horse is brown. The children had fun on the rocking horse.



Pull-along toys
pull-along toys are hard.
pull-along toys are colorful.
pull-along toys are made from wood.



toy bus
The toy bus is hard.
The toy bus is colorful.
The toy bus can move.

Spinning tops



Spinning tops
are made from plastic. Spinning tops are colorful. Spinning tops are hard.



ALL ABOUT TOYS

tin robot




tin robot tin robots are made of metal. It looks like a robot. It is hard because it is tin.

spinning top



spinning tops spin fast. It is plastic.



Bobby

teddy bear




Teddy bears are made of fabric. They are soft. They are everywhere.

pull-along toy



pull-along toys are made of wood. They are hard.



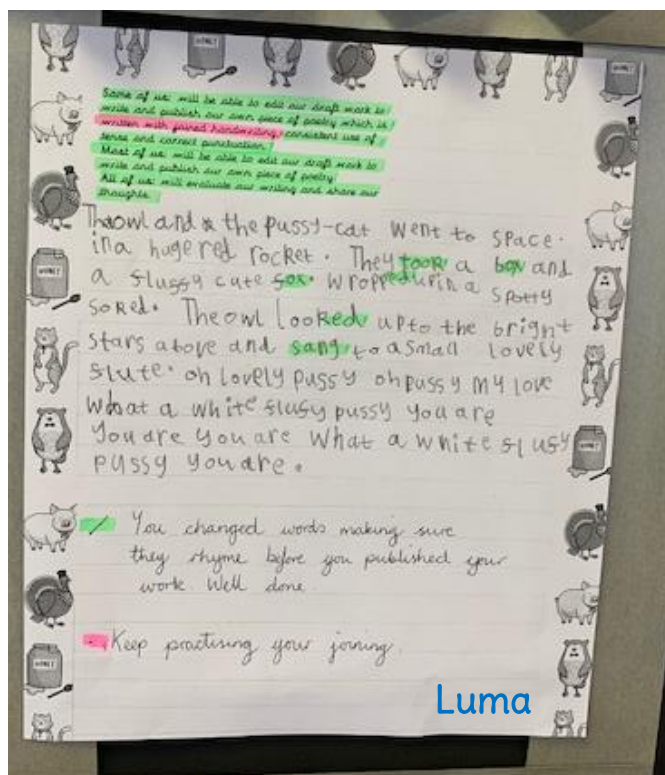
Inspired to write

@ BERRY HILL



class 6

Inspired to write



Class 6 have been writing poetry inspired by 'The Owl and the Pussy Cat' which you can see proudly displayed in our classroom.

We rehearsed our poems aloud using rhythm and counting syllables to make sure the patterns were right.

Lauma's poem includes alliteration with a 'fluffy fox'. She has also used lots of adjectives to improve description so that the reader can really picture what the fox looks like.

Inspired to write

@ BERRY HILL



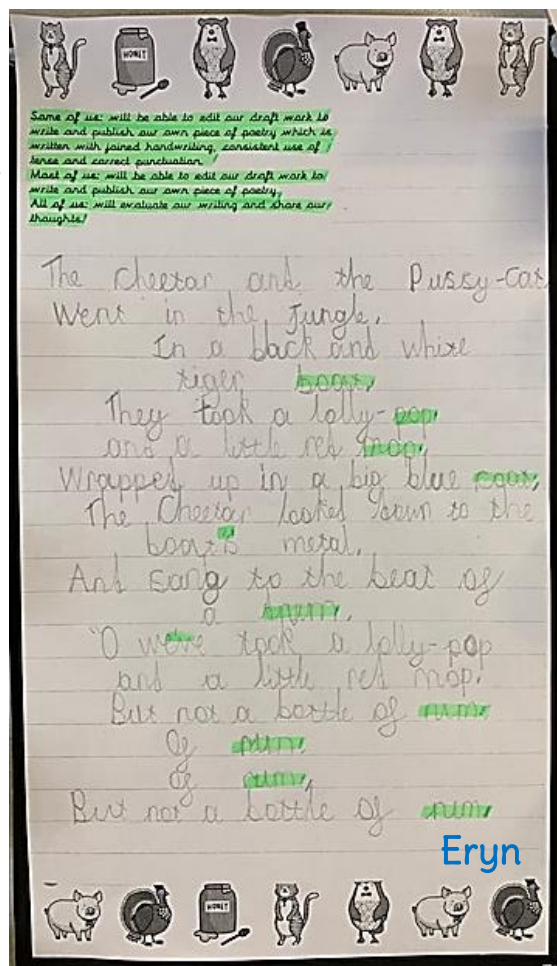
class 6

Inspired to write





Eryn has studied the layout of the poem. She has presented this beautifully using her excellent joined writing.

Her poem has all the elements we learnt about including rhyme, rhythm, alliteration, and she's even used apostrophes correctly!




Class 6 have made a book of some of our own wonderful creations!



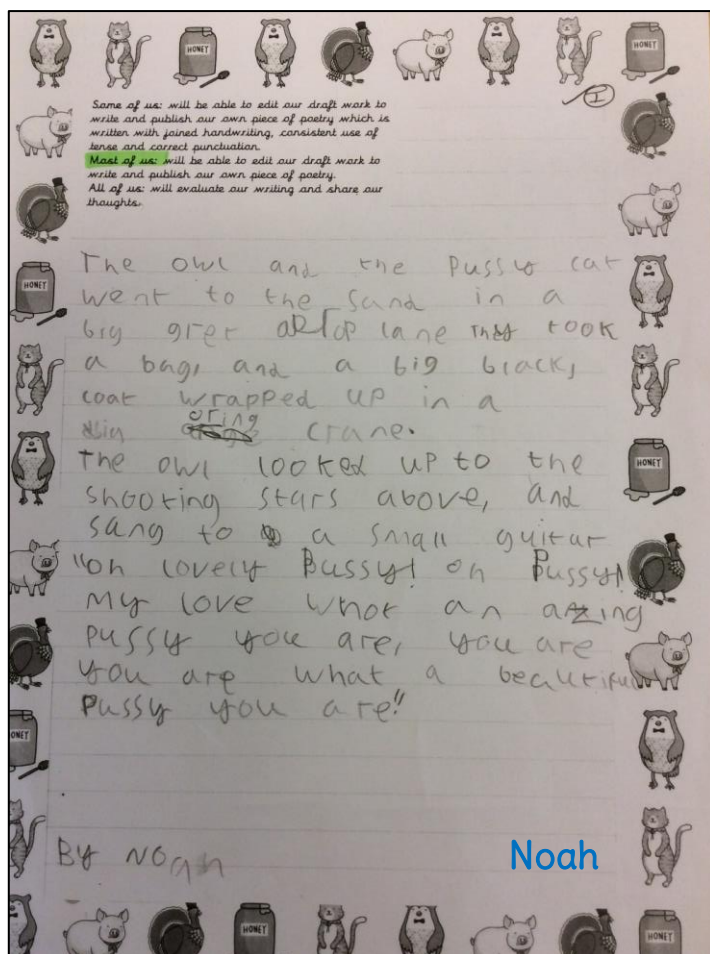
class 7

Inspired to write

Class 7 have had great fun learning the poem 'The Owl and the Pussy Cat'. We have done so much work about it, looking at the vocabulary, the rhyming patterns, writing lists of what the characters would need to pack for their journey, interviewing the characters, writing letters in role...the list goes on! However, our final job was to think about the Owl and the Pussy Cat's honeymoon and what the sequel poem might be. Where might they go? How would they get there? Have a look at just a few examples of the first verses of our wonderful work.



Noah was imaginative and creative when thinking of his ideas for the sequel poem. He focused really well on the syllables needed for each line, the rhythm of the poem and making sure that his words rhymed too. Take a look.



Inspired to write

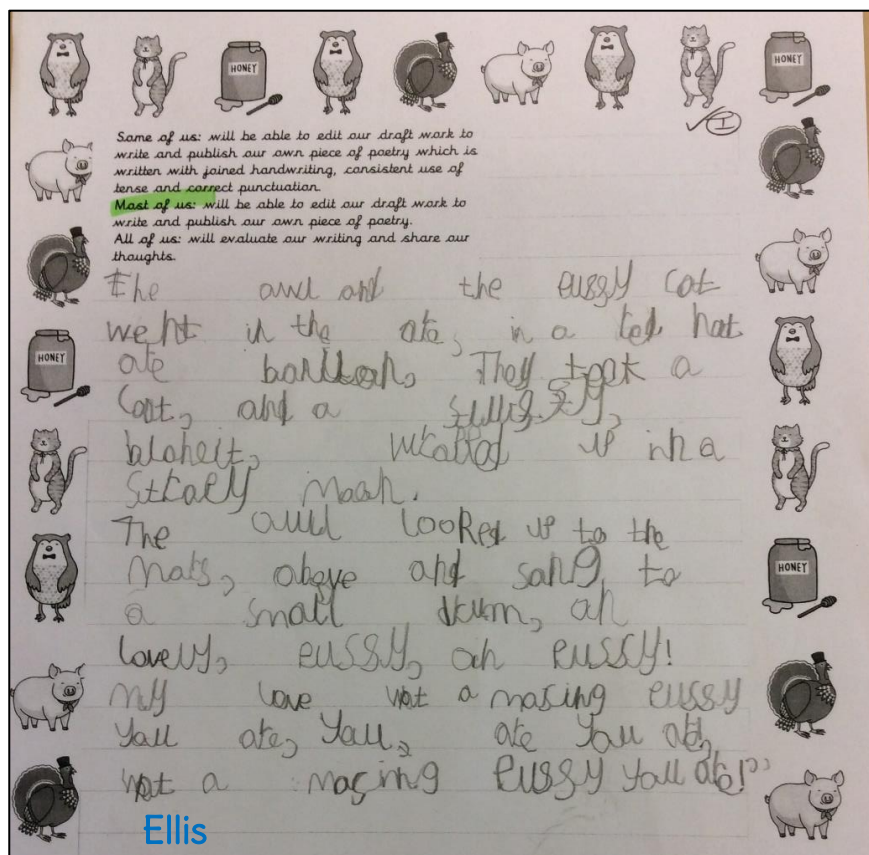
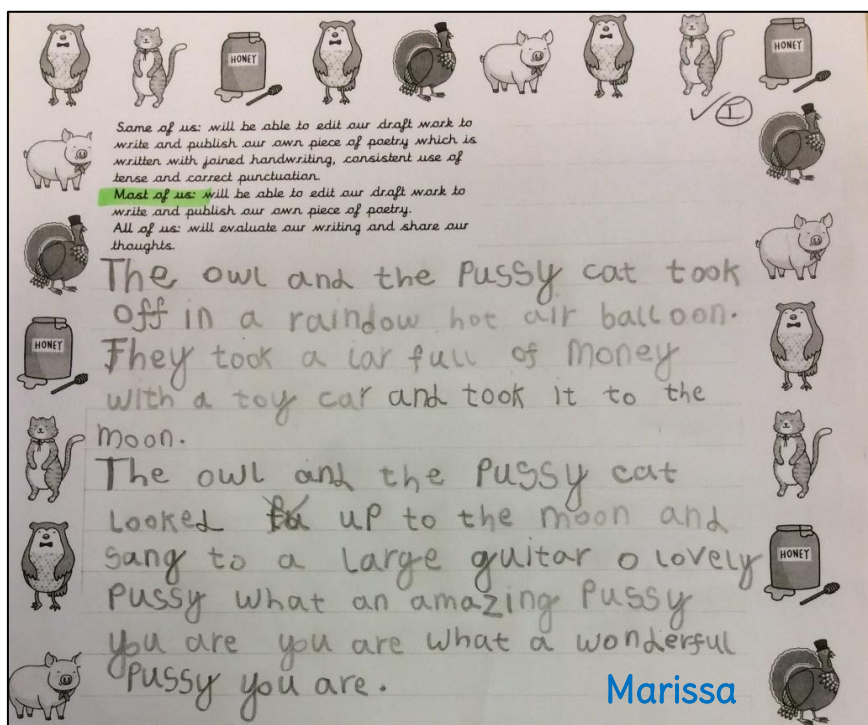
@ BERRY HILL



class 7

Inspired to write

Marissa was keen to use description within her sequel poem and worked well to follow the syllable pattern of the original poem. She wanted her poem to flow and to have a meaning which we think she has done brilliantly. Have a read for yourself.



Ellis has been trying particularly hard with his handwriting and he has been keen to join his writing each time that he has written. When writing his poem, Ellis concentrated brilliantly to present and publish his poem neatly. He used adjectives well to add detail to his writing. Enjoy reading his poem.

class 8

Inspired to write

Year 3 have been working on an RE-Poetry unit this half term. We have focused on Christian hymns as our form of poetry, learnt about the poetic features they contain, and the children have written their own hymn-style poems inspired by the hymns we've studied.



One of the hymns we looked at was When I needed a neighbour.

Charlie wrote his own verses for this hymn that followed the structure well.



Friday 26th March

Charlie

Learning Vision
Some of us: Create their own piece using skills taught previously.
Most of us: Use the choice of hymn/poem to create their own.
All of us: Begin to understand hymns and poems.

When I needed a helpers,
Were you there, Were you there?
When I needed a helpers,
Were you there?

When I needed a doctor,
Were you there, Were you there?
When I needed a doctor,
Were you there?

When I need a family,
Were you there, Were you there
When I needed a family
Were you there?

Inspired to write

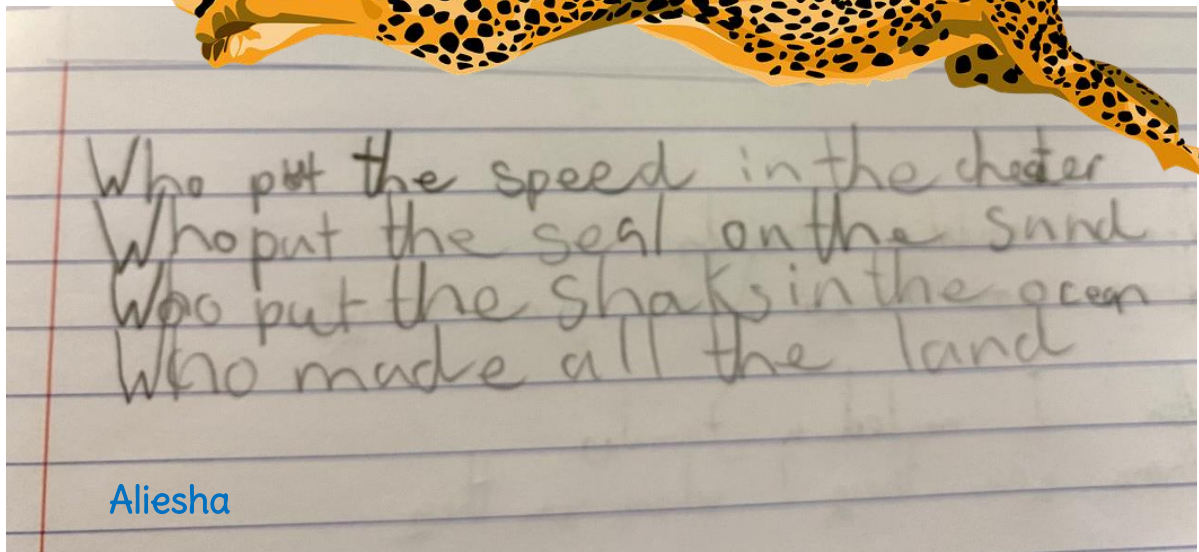
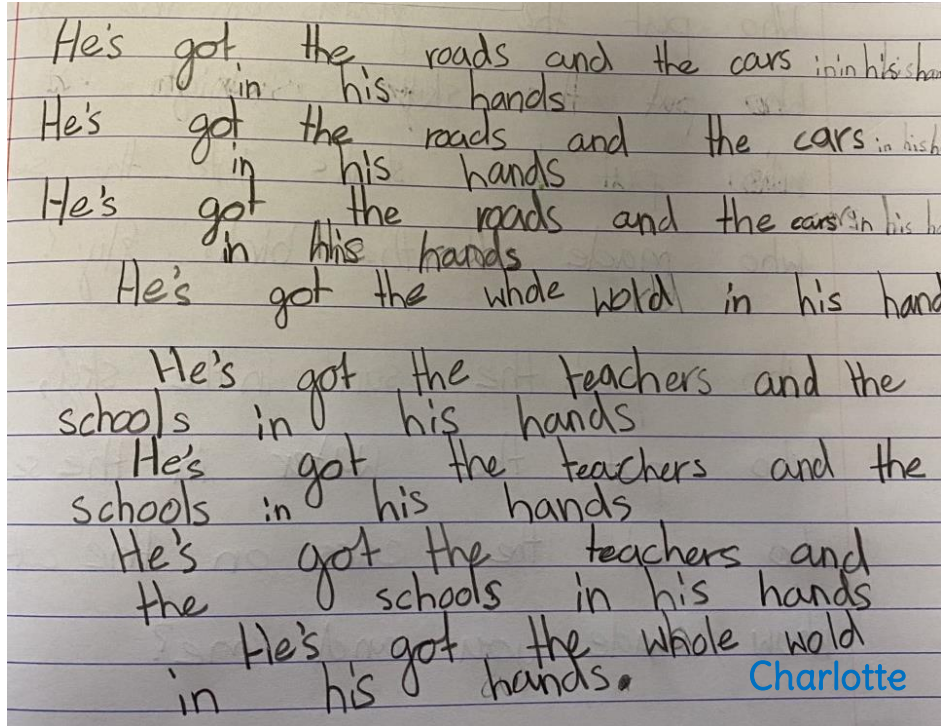
@ BERRY HILL

class 8

Inspired to write



Charlotte enjoyed the hymn 'He's got the whole world in His hands'. She's thought about alternative aspects of our world and included them in her own verse!



Aliesha

Aliesha was inspired by the hymn 'Who put the colours in the rainbow' and wrote her own verse in a similar style, focusing on a range of different animals!

Inspired to write

@ BERRY HILL



class 8

Inspired to write

Poppy, Freya and Stanley also took inspiration from the well-known hymn, 'He's got the whole world in his hands'.



He's got icicles and snowflakes in his hand.
He's got icicles and snowflakes in his hand.
He's got icicles and snowflakes in his hand.
He's got the whole of Antarctica in his hand.

Poppy

He's got the solar system and stars in his hand.
He's got the solar system and stars in his hands,
He's got the solar system and stars in his hands,
He's got the Univers in His Hands,

He's got the parks and the play ground in his hand.
He's got the parks and the play grounds in his hand.
He's got the parks and the play grounds in his hands,
He's got the Hole lands in his hands,

Stanley

Their poems mimic the repetitive structure of the hymn, with an interesting twist! These are three excellent examples!



He's got the planets and the Stars in his hands
He's got the planets and the Stars in his hands
He's got the planets and the Stars in his hands
He's got the Solar System in his hands.

He's got the moon and the moon rocks in his hands
He's got the moon and the moon rocks in his hands
He's got the moon and the Moon rocks in his hands.
He's got the Moon and the moon rocks in his hands.
He's got the Solar System in his hands.

Freya

Inspired to write

@ BERRY HILL



class 9

Inspired to write

Year 3 have been working on an RE-Poetry unit this half term. We have focused on Christian hymns as our form of poetry, learnt about the poetic features they contain, and the children have written their own hymn-style poems inspired by the hymns we've studied.



When I needed a ~~ape~~ where you
there? when I needed a friend where
you there? and the creed and the
cater and the name won't matter
where you there?

Jakub

One of the hymns we looked at was 'When I needed a neighbour'. Jakub used substitution to create his own version of the hymn.

When I needed a family were you
here? when I needed a t-shirt
where you there? and the creed
and the cater and the name
won't matter where you there.



Inspired to write

@ BERRY HILL



class 9

Inspired to write

Sofia used rhyming words in her poem about Easter eggs!



Sofia

light dark and shiny foil so blight
 Sneak it Eat it
 White and delight
 Smells so creamy
 Tastes so unique
 Milky light Silky dreamy
 Silky dreamy
 Eat it all go to the mall Bye! Stone at the
 What a bit eat a bit

While I was playing with puppies
 I was eating yummy cookies
 when I was in the sun I was
 having lots of fun
 when I heard some buzzing bees
 there was a little breese
 Baby lambs are getting born it is
 also getting quite warm
 I was walking in the forest
 I heard talking it was
 so dark it was like it wasn't
 spring.
 I was playing in the flowers
 it was so fun with the sun
 I saw bees leaving and buzzing
 and flying around in circles
 Phoebe

Phoebe used rhyming words to create her own poem of rhyming couplets. Some of her lines use near-rhymes as well!



Inspired to write


@ BERRY HILL



class 10

Inspired to write

Year 4 have really enjoyed producing their information texts during Spring term. After a thoroughly exciting virtual visit from Jungle Jo, the children couldn't wait to start writing. Within their writing they have written facts about many animals including writing features taught through both our grammar blasts and English lessons. I am really proud of all the children who worked tirelessly to produce some great pieces of work!



MAGNIFICENT MINIBEASTS



Horrible Hissing Cockroach

Just like the snail and the millipede it has an exoskeleton. Interesting but it has a head, thorax and an abdomen, it actually hisses out of its abdomen how funny. Although they eat dead animals every animal eats them. Surprisingly, there are over 5000 species.



Incredible Insects

If you're interested in insects read this text. If your screaming don't read this text. Beware this is gross.

Slimey Snails

Although these animals are born with a shell on their back they lose it later. Surprisingly like a human finger print their shells are all unique. Depending on their diet their shells are different colours, for example: If a snail eats cucumber it would be light green. If the snail ate carrot it would be orange. From well it's obvious Africa is really good for humans because it includes anti-fungus, anti-sepsis and anti-bacterial.



Magnificent Millipede
Magnificently the millipede has an exoskeleton which is a hard shell situated on its back. Surprisingly the millipede has 1000 legs, although when it's born it only has 100. As it grows more segments appear. If you ever hold a millipede when it walks on you it feels like a tickly tooth brush.

be dart. The african side When a snail is scared it leaves a slimy trail. is really good for humans because

Katie

Inspired to write

@ BERRY HILL



INCREDIBLE BUGS

Ava

Insects are amazing but none of the people take time out of their day to look at them up close. That's why I'm here to tell you about the INCREDIBLE BUGS in this world.



Tarantula

Amazingly, tarantulas are covered with thousands of tiny hairs, these help them to feel vibrations. When they feel movement they quickly move to protect their babies.

Did you know that tarantulas can have up to 500 spiderlings in a sack. If you take away their sack they will not stop to take a break until they find their sack and kill them just looking for it. Without her eight legs she wouldn't be a crachind.



Super sticky stick insects

Did you know that stick insects mimic trees in the wind to make it look like it is apart of it? Weirdly, stick insects got their name because they look like a tree branch. Baby nymphs get rid of the mum like any good parent the stick insects would do anything to protect their babies. As quick as a cheeba a stick insect would take of their skin when its time. Stick insects have a head, adim and thorax because they are insects.

Cockroach

Did you know that cockroaches have no lungs and no bones but have six legs? Surprisingly, cockroaches make a hissing noise out of their back. Easily, people say that cockroaches have bones when they dont they have a skeleton.



Here are two more examples by Ava and Louis. Look at their fabulous use of subheadings and images to guide the reader!


Some people may think that insects are a terrible race of creatures, capable of nothing but annoying the human race, but the truth is that they are actually rather helpless and very smart little creatures. Read on for all you want to know about insects!

Sticky stick insects

Even when they emerge from their flower- feed eggs for the first time, they look like ants, smell like ants and even give off the same vibrations as they walk as ants. Like most insects, they have a head, thorax and abdomen. If a stick insect is in a tree and a bird comes along the stick insect will pretend to be a stick, and if that doesn't work then the stick insect will drop out of the tree all the way to the ground to safety.

Crazy cockroaches

Strangely, these armored little bugs are rather aggressive to their own kind, especially the males, as they fight each other, up from below whilst rising from the smallest to the largest cockroach, they all will eat any carcasses that they find and fight any others can fight for, and the winner will often bite a little bit off of the other as a reminder to not mess with the other.



Slow Slow snails

Even when these strangely slimy creatures emerge slowly from their minuscule egg for the first time ever they have their vis, liant shells stuck safely to their backs as if they had existed years before and it hadn't bugged. Did you know that snail slime is good for you and that snails can start to lay eggs at 6 months old?


Louis



class 11

Inspired to write

The children in year 4 have studied a model non-fiction text called Incredible Bugs which has inspired them to produce their own fabulous non-chronological reports. The children researched creatures including a snail, stick insect, cockroach, millipede and tarantula, which were shown to them in a virtual visit from Jungle Jo before presenting what they had learnt creatively on the page with detailed sketches. The ambitious vocabulary pops off the page!



Szyman

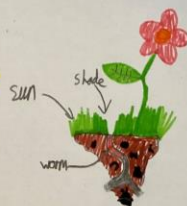
Incredible Minibeasts

Although insects are small they have skills that nobody noticed. They have even skills that makes them survive longer! Like skills to eat, and shelter to create.

Stick insect



Stick insects have three parts! They camouflauge as a tree or a twig. They walk like a stick. Their blood is like green jelly and Their egg's looks like seeds!



Tarantulars

They are two bodied parts with 8 legs! Tarantulars don't carry their egg's like other spiders. Tarantulars egg's will drop the silk off the egg. They like in trees, orb sunnesh and under ground! Tarantulars Have claws like cats! POO = web



INCREDIBLE MINIBEASTS!


Szyman

Inspired to write

@ BERRY HILL

class 11

Inspired to write



Although these are small insects to us they are very clever but most people like you think that they are not. So let's dive in and see what special and clever talents they use to survive!

Smart Stick Insects

These smart stick insects are the size of a fingernail as soon as they are born. Shockingly, their blood is green. Amazingly, they can grow up to 58 cm! Looking like sticks, the stick insect is also known as the walking stick. Whenever they brake a leg, they can remake them! In danger, they play dead.

Super Scorpions

Amazingly, the scorpion glows under UV lights (Also known as black lights) but nobody knows why. It's a nocturnal species which means it sleeps in day and wakes up at night. Shockingly, they can sting several times and it doesn't hurt them.

Cool Cockroach

Terribly, the cockroaches slip each other over and sometimes the winner eats some of the loser. Their diet is fruit, vegetables and cat food! Shockingly, they breathe out the side of their body.

By Grace

Grace


Super Slow Snails



Did You Know?



Grace has brought her writing to life with a range of sentence openers, and packed her page with interesting facts about bugs. Her lift-up flaps hide even more information, and her use of subheadings helps to guide the reader. A super piece of writing!



Want to learn more about incredible animals? There are lots of other books available in the *Smart Animals* series!

Inspired to write

@ BERRY HILL



class 11

Inspired to write



INSECTS Are Amazing

Insects are Amazing creatures. Why do people don't care About insects? Some people hate bugs and think they are creepy, but there not they are so creative, maybe even more creative than us. Stop hating on them. They are Amazing and very creative. They can build houses, hunt for food and they always help others especially ants. I get it some insects are scary but it doesn't mean you have to hate on them. I know that spiders can be scary but if you threaten them or scare them they might hurt you but not as bad as a snake. Just don't hurt any bugs. There are Amazing and beautiful and new let's get into the facts.

Camouflaging stick insects
Stick insects are known for their Amazing Ability of camouflaging. They could casually sit, lay or stand next to a tree or leaf and a wild predator could walk right past it and not realise it was there. There's even a largest stick insect and it can grow up to 62.4cm, maybe even two metres. How so long! It looks so much like a stick and we wouldn't even notice it also very popular pets to have.

Did you know
Tarachinidula
facts


creative cockroaches
Cockroaches also called (roaches) are insects of the order Blattodea, which also includes termites. About 30 cockroach species out of probably 200 species have been found. Cockroaches are an ancient group that have been around for a long time, even before dinosaurs. Cockroaches have a flat back and a small head. They usually live in dark places where you can't see them.

Marion's Millipedes



Harmony

Here are two more examples by Harmony and Ibrahim.



Ibrahim

Inspired to write

@ BERRY HILL



class 12

Inspired to write

We have written persuasive adverts for holidays...as we're ready for an after-COVID break!

Friday 12th March 2021

Are you tired of Britain's boring weather?

Well if you are why don't you come down to Mythologica mountains in Spain?

Views to see!

Want to see the amazing views of the magnificent mountains or the gorgeous looking lake. But ~~some~~ ^{one} lucky winners of a family will be able to make a cast and go out through the beautiful water of the lake.

Where you'll stay!


Once it turns night you'll get tired tired so you're gonna need a place to sleep. That's why you get to choose your own room but if you want a VIP room you have to pay £300 worth it if you ask me!

Only £175pp

Things to do!

While you're here you can go on one of the many parks we have go in one of our lovely cage's and have one or two of our ~~type~~ or drinks.

Jasper




This is Jasper's advert, which uses a range of persuasive devices to make the reader want to book that getaway!

Bonnie has, used a variety of structures to make her writing interesting structures and ambitious vocabulary. She has certainly made us want to head off to the Maldives!



Friday 12th March 2021

Staying at the crystal shores!
Summer Holiday weekend away!

COME TO THE MAGNIFICENT MAGICAL MALDIVES

Are you sick and tired of the boring British weather? Do you love privacy and beaches? Well you've come to the right place!

Things to do August 1st 2021
3 nights away!

Do you need a break from your exhausting children? If so this is ~~the~~ ^{the} definitely the right place for you! You can hang out at the beach and the ocean that is as clear as a crystal! Or you can relax at the pool. Also in the city, there is a mountain where you have a private servant that you can climb and it's as pretty as who brings you cocktails and more! The ocean is such a beautiful sight as well! Especially at night when it's lit up and glistening!


Stunning sights!

Bonnie



Food

Are you hungry after all them exciting activities? Well, you can come to the local restaurant called the Bistro. And there is hotdog and hamburger stands! You can get some pretty amazing food!

To book call this number!



www.birminghamairporttravels.co.uk

Inspired to write

@ BERRY HILL



class 12

Inspired to write

We have written persuasive adverts for holidays...as we're ready for an after-COVID break!

This is Maddison's advert, which is certainly persuasive! Who could say no to toasting marshmallows around the fire?!



Are you sick and tired of boring Britain? Do you want a break? If so, well here at paradise island holidays in capary island we will treat you to your very own private hot tub and a very exclusive cabin.

Things to do
Do you have small children? Why not go and visit the capary sludh Zoo and Theme park which is one of the most amazing zoos ever! With more than 1000 different species from polar bears to crocodiles and tigers? Or have a ride in the theme park on the Ferris wheel and enjoy the breathtaking views.



Here in capary island we have beautiful, brilliant, breathtaking views. So you might want to take a camera because our views are fantastic. So what are you waiting for?

Are you hungry yet? You must try our traditional Hungarian food. Everyone's favorite cabbage with soft sour cream and the most famous delicious Hungarian bread! And the brilliant and mouthwatering pastries filled with fantastic nutmeg cream.

Only £200
Allyssia

Most of us: use expanded noun phrases
All of us: identify adjectives and expanded noun phrases

£955pp

Airports

Are you fed up of bad weather? Do you want a good break? Well, here is the perfect holiday for you. Here at family holidays there is a place for you to go hiking, sailing on motor boats and many MORE!! At this hotel you stay at a nice cozy cabin and if your lucky you will get a view of the Marrobian, gigantic mountains. Some of the fun activities for children are roasting marshmallows, make your own teddy and more fun exciting things. There is also a hidden village somewhere around this place. DO YOU THINK YOU COULD FIND IT!! well come here and find out. At the place where you get dropped off you can get a map and it may give a hint where the city is. Pay £50 extra to get VIP where you get a relaxing, some bubbly hot tub and a working fire so you can make smores together as a family. Every saturday there is a fireworks show and at some times the view may be where the fireworks are shot. Get this amazing action, astonishing holiday while you can!

Amazing!

Maddison

Can you use more examples of figurative language?

Here is another fantastic examples of persuasive devices being used to excellent effect! Allyssia has made his holiday destination sound irresistible!



Inspired to write

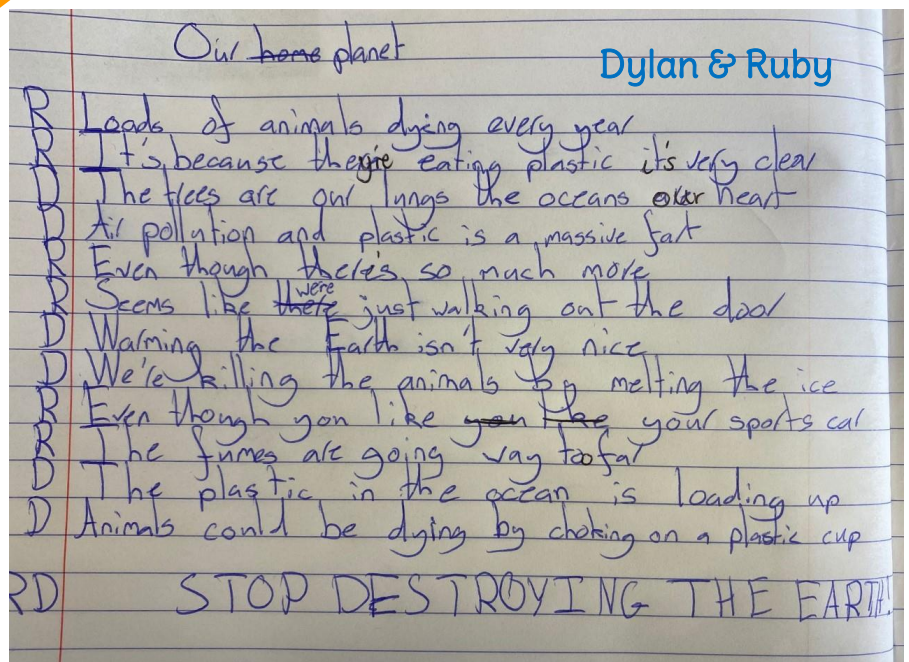
@ BERRY HILL



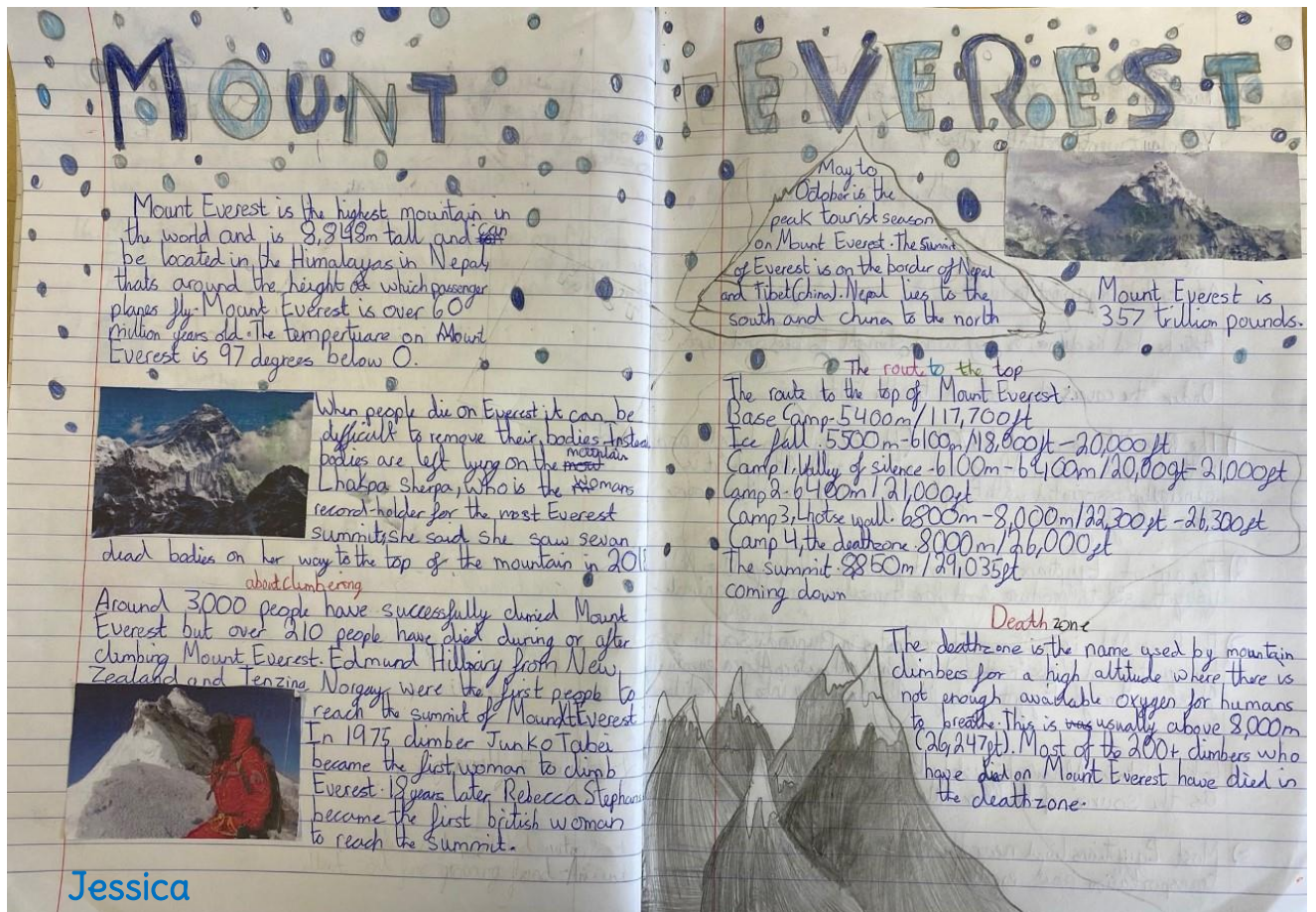
class 12

Inspired to write

These two pieces of writing were inspired by our Explore project, where we have learnt more about our planet and how to look after it. Dylan and Ruby have written a joint poem on saving the Earth.



Jessica has written a non-chronological report on Mount Everest.



Jessica

Inspired to write

@ BERRY HILL



class 13

Inspired to Write


Lacey enjoyed creating a holiday advertisement for her persuasive writing task.

She used some fantastic expanded noun phrases to describe her holiday destination, and her use of rhetorical questions was also brilliant – she gets the reader involved and wanting to know more. It certainly made me want to go there!

1. At the calm campsite, are amazing, entertaining and fabulous activities (swimming, volley ball and dancing). So what are you waiting for?

Lacey

2. In the deep, dark ocean, you can swim with incredible creatures (dolphins, turtles, sharks and seals).




Do you deserve a break? Come and visit the amazing, dreamy island and feel as calm as the fresh water in the morning. This is a place to enjoy. This is an incredible, amazing and astonishing place, you will never want to leave it. In the luxury, rest and total relaxation, you can get incredible, free room service. This is an adventure you don't want to miss for an affordable price with £100 pp. Only £25 for your whole family to splash about with the magnificent dolphins. There are many, wonderful activities for under 12 yr olds such as dancing, singing and at 7-9pm every night karaoke, which is free. Are you ready to come now? Now all you have to do is pack your bags and hop here. I promise you won't regret it.

- = features

Sick of being bored? There are many fun, healthy, exciting activities right near your campsite.

Want to have an adventure? Come do to the beach and have a beautiful swim with our amazing sea life just for £5 -

Riley




Do you want a lovely week off away from doing work at home? Come down to the best holiday resort in the world only for £600 pp. This holiday destination can be found at the one and only New York. You may be thinking that it will be freezing and lots of ice cold snow in winter however, in summer it will really warm and at certain heights you can get magnificent, majestic, amazing views. Don't worry if you've got kids because there are lots of activities right near your campsite that are walking distance. There is a wide range of activities such as, tennis, archery, football, basketball and a ping pong competition.

Riley also enjoyed writing his persuasive advert about getting his readers to visit the famous city, New York. He made this city sound incredible and worth a visit. His use of descriptive features was brilliant and he also smartly used rhetorical questions to entice his readers. Riley has made this place a must go on your travels!

The RIVER NILE!

| Fact file | The uses |
|------------------------|---|
| ② 6670 km (4160 miles) | Nile was the reason that the first farmers settled there around 5000 BC. |
| ③ In Africa or Burundi | The river was used for water, food and transport, as well as making the soil in the area perfect for growing crops. |

The river banks were also filled with a reed called papyrus. The ~~uses~~ ^{water} was used to turn into a type of paper. The ancient Egyptians also used these reeds to build the boats that they would use to transport people, goods and materials up and down the river. These ancient Egyptians would also use the river to catch fish with spears and nets as well as catch birds that came to the water.

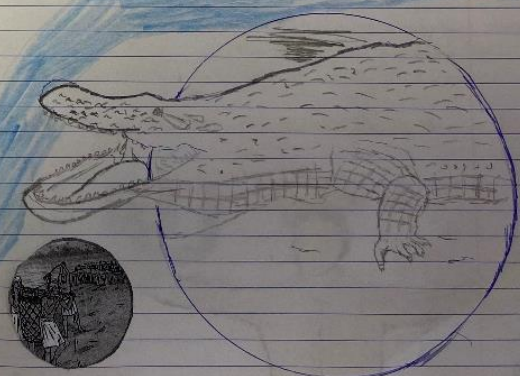


The water

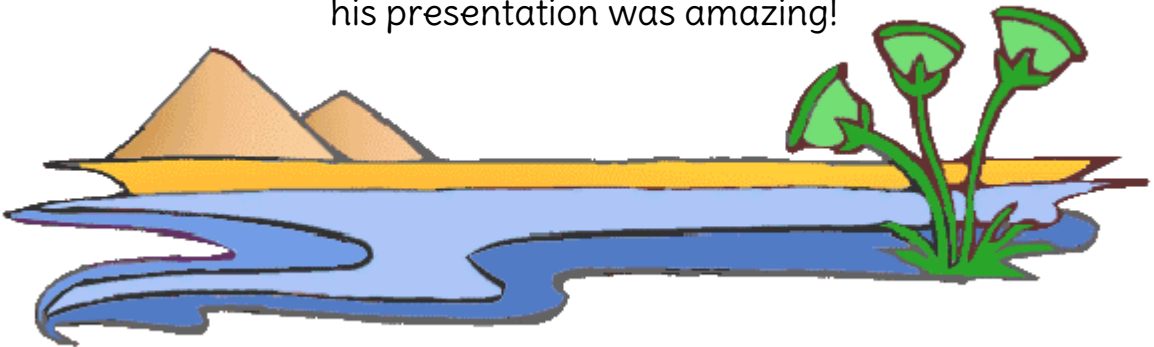
Where the river Nile starts is not certain. Some people think that it originates in Burundi. The water of the Nile comes from the white Nile and the blue Nile. The white Nile water comes from Lake Victoria whilst the blue Nile water comes from the Lake Tanna in Ethiopia.

The god

It was very important to pay thanks to a god for their gifts so people would pay tribute to the God Hapi for bringing the flood to the land to allow them to grow their crops. A lot of farmers would keep an amulet of Hapi or a statue as a sign of respect.



We have also been writing information texts and Rowan produced a great text about the River Nile. He researched his information independently and then used those notes to create his own information text. His use of conjunctions to extend sentences to contain more information was excellent. I think we can all agree that his presentation was amazing!



Mount Everest Climbers

MOUNT EVEREST

Introduction:
The highest mountain (Mount Everest) was formed over millions of years ago, it's rocky, snowy. Success takes about 2 months to get up Mt. Everest.

History of the Mountain

Mt. Everest sits on the border of Nepal and Tibet. It was formed about 60 million years ago when India moved northward and bumped into Asia. This movement caused the Seated between Asia and India to crumple and rise up the plates underneath the Himalayan Mt. Mountain and Mt. Everest are still moving. In fact Mt. Everest grows about 2 inches every year!

The oldest climber May 23rd 2013
Yuichiro miura Age: 80 Japan
✓ Very good!

Fact File

- ③ 29,035 feet high 8,848 metres
- ③ 3000 successful climbers
- ③ Everest is on the border of Nepal to South and China, north of north.


Mount Everest Climber

Mount Everest

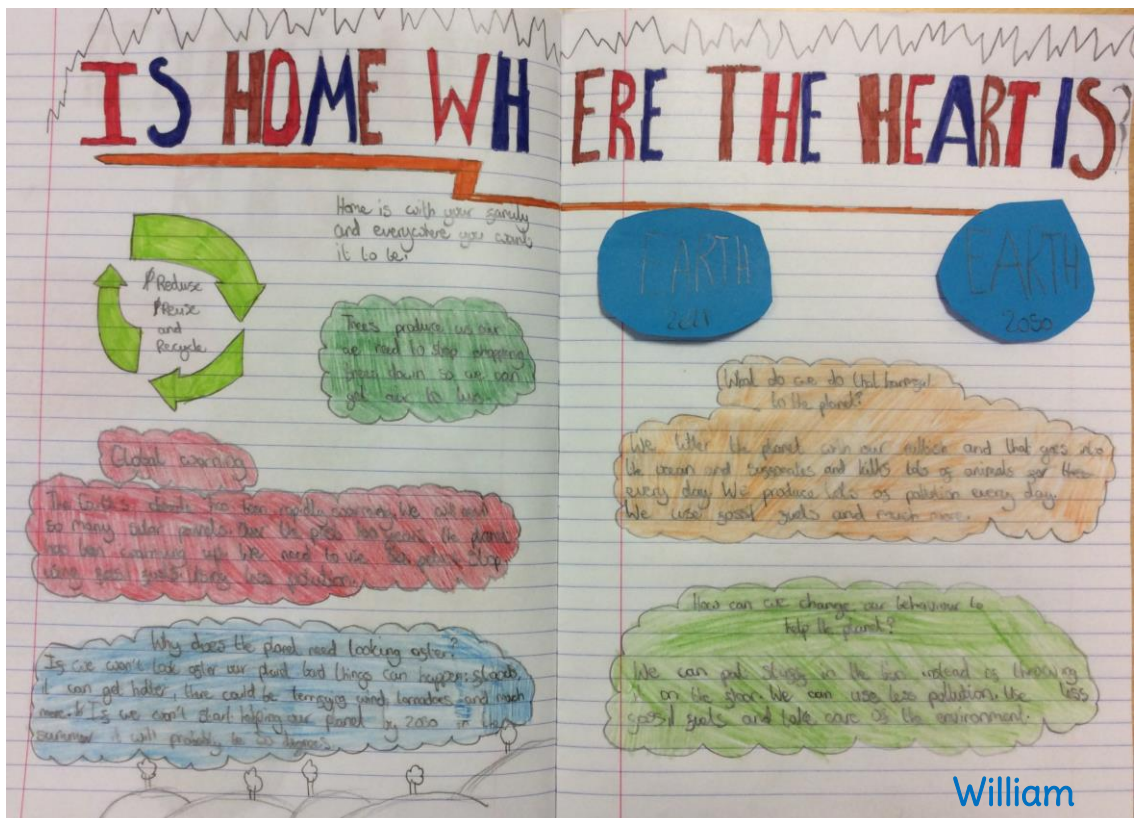
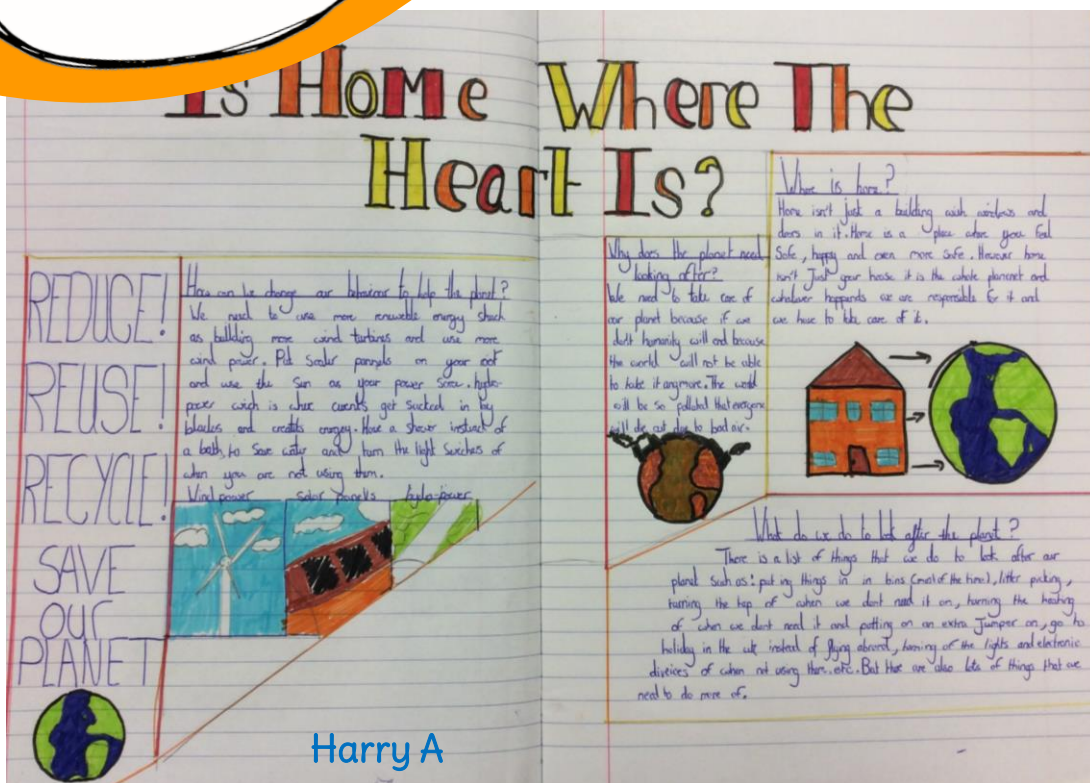
The youngest climber
May 23rd 2010 Jordan Romero
Age: 13 USA
✓ wow! A fantastic information text. Well done.

Fact:
Did you know mount Everest is the biggest mountain first discovered.

Emily enjoyed learning about the tallest mountain in the world (MT Everest) and created an information text about it. She also researched information independently using many different sources, and organised those notes to create this excellent information text. I learned so much about the famous mountain reading it and I also loved the presentation! Do I dare try and climb the mountain myself? It sounds exciting but also dangerous.



As part of our Explore project, Year 6 have thought about how we look after our planet, what we can do to protect it and why it needs protecting.



class 14

Inspired to write

For our non-fiction topic, Year 6 studied Shackleton's Journey. The book is beautifully illustrated and the children enjoyed learning about how Shackleton and his crew faced their race for survival in Antarctica. Here, these children have written persuasive speeches in the role of Shackleton. They have both included a range of motivational elements in their writing!

PATIENCE CAMP

If we give up now then we may never get to Antarctica, we may never be known as the heroes to reach the South Pole first! But, if we keep going, then we will go down in history! We stay here and freeze to death because we were not bothered to continue, or return home as heroes? We can find food, the only thing we need now, is confidence. I am confident in all of us, that is why I chose you! So, do not let us down, we can find food we can make a shelter, if you are willing to try and help. If we have hope, confidence we will make it to the South Pole before anyone else can! Patience, if we have patience we will make it there. But not if you give up. So today, we will continue our journey and be the first men to ever reach Antarctica!

Evie Mi

PATIENCE CAMP

Everyone, the last few day have been tough. We had to make a hard decision about the dogs but I'm confident that we WILL get home to see your family. I promise that we will see open water soon then we will get out of hear alive. Just stay happy! Don't worry about any thing and let me do the worrying for you. Don't worry about the food we have enough for one month. I have made the tents secured to the ground so they will not move in the wind and make us cold. You are all AMAZING no matter what happens I have got a plan.

Olivia

SHACKLETON'S JOURNEY



William Grill
FLYING EYE BOOKS



Inspired to write

@ BERRY HILL

class 15

Inspired to Write

As part of our Explore project, Year 6 have thought about how we look after our planet, what we can do to protect it and why it needs protecting.

Where is Home?

Is Home Where the Heart Is?

Why do we need to look after the Planet?

It's simple: if we don't look after the planet then a lot of animals will be endangered or, even, extinct! It may be hard to believe but even humans could be endangered! If we don't stop polluting then half or more of the world could be extinct!

Freddie



There is many things we can do that harm the planet: we throw plastic into the oceans - polluting; we burn fossil fuels - coal; we waste water - by leaving the tap on or taking a bath etc.

There is many things that you can do to help the planet: stop throwing plastic in the oceans; try to go on holiday in your country; save water by taking a shower and don't leave the tap on!

Today 26th March

What do we do to look after the planet?

Things to do to help the planet. To help the planet we could use less plastic because this material can kill lots of animals who live in the sea. We can also use renewable energy like wind power, solar power and hydro-power.

How can we change our behaviour to help the planet?

We could change our behaviour and be more eco friendly to stop climate change and marine damage.

IS HOME WHERE THE HEART IS?

WHERE IS HOME?

Home can be lots of things. It could be a house. It could be a town or you could live in a 'cave' if you are an animal or anywhere else you could live anywhere.



What do we do that's harmful to the planet?

We do lots of stuff to harm the planet: like pollution; plastic causes climate change; deforestation; what destroys wildlife's habitats and spread out in the ocean; what causes marine damage.

Why does the planet need looking after?

We need to look after the planet because it would get damaged and animals population would drop. If we don't look after the planet then we would be packed with pollution and the climate change will affect a lot of the planet.

Oliwia

Inspired to Write

@ BERRY HILL



class 15

Inspired to Write

For our non-fiction topic, Year 6 studied Shackleton's Journey. The book is beautifully illustrated and the children enjoyed learning about how Shackleton and his crew faced their race for survival in Antarctica. Here, these children have retold the part of the story where the crew made the treacherous journey to South Georgia!

The journey to south georgia was treacherous our small vessel was being swept all over the sea. The waves ~~the~~ were over 5 meter's high and covering the boat in salt and the water was flooding the downstairs.

~~The~~ Whenever a wave came we ran that the wind was than getting up because of how big the wave. Although we were getting back sleep we kept spirits high in the coldest times.


Ewan J

Even though the journey was treacherous, ~~the~~ the men back on Elephant island was relying on them. The team could not give up. The waves was the worst they had ever seen because some of the waves were over 10 ^{metres} high. Unless, the men got to South Georgia and got help the men on Elephant island had no hope. Provided Provided they ~~if~~ thought there chances were ~~time~~ slim until Frank Worsley spotted South Georgia. Surviving the journey was difficult, with ~~the~~ the sleeping bags rotting, because they are deer skin, and hypothermia, because of the cold.

Abigail

Although their boat was in the worst ocean ever, ~~her boat~~ ~~it~~ had frozen. They could not give up because Shackleton did not want death on his hands. Also the weather was horrible. The men felt the same as the weather until they saw land. Shackleton asked the men how they felt and they said things like I am anxious or ~~worried~~ worried. Also they felt like they will die. The only thing on their mind is the lonely old men they could be dead! Maybe they should help or they ran away.

Quentin



Inspired to Write

@ BERRY HILL

Inspired to Write @ BERRY HILL



Thank you for reading the children's work in our half-termly magazine! On the next page, there are details of what we are inviting you to send in for the next edition: poetry for *Poets' Corner*, short stories from budding *Young Authors*, reading recommendations to inspire others, and pictures of enthralled readers *caught reading*!

The deadline for submissions for the next edition is **Friday 14th May**.

We understand that some children have wanted to submit their writing to the magazine but do not have access to a computer at home. Therefore, there will be a box in reception where teachers can place any work brought in on paper. Please ensure this work is presented well so that it can be easily photographed.

Alternatively, please continue to send submissions via email to inspiredtowrite@berryhill.notts.sch.uk and remember to include your child's name and class.

Please note that we may not be able to feature all submissions, and late submissions may not be included.

We hope to see many more of our talented pupils taking part and can't wait to receive their imaginative work!

Mrs Stirling-Wood

A celebration of writing

Poets' corner

Get your creativity flowing with a poem! You could write any style of poetry, and remember that your poem doesn't have to rhyme!

Poems can be submitted typed or as a photograph of a handwritten piece of creative work.



Inspired to write



For the first summer edition, we would love you to include a summery theme in your writing! Here's a photo to help get your creative juices flowing!



Young authors

Tell us a story. Your story can be about anything that interests you. Could you write an adventure story, full of danger and excitement? What about a mystery story that leaves the reader wondering? Your story could be funny, sad, scary...or anything else!

Stories must be typed and under 1000 words.

Inspired to read

Read a good book lately? Write a review to tell other children about what you've read! What happened in the story? Don't give too much away! What type of book was it? Who would you recommend your book to? Why?

Reviews should be no longer than 250 words and should include the title and author.



Caught reading

Got caught reading a good book lately? Send in a picture and you could feature in the next edition of

Inspired to write
@ BERRY HILL